

### Features

#### Individual Addressable Relay Module (Relay IAM):

- IDNet addressable control for use with Simplex® fire alarm control panel models 4007ES, 4008, 4010, 4010ES, 4100ES, and 4100U
- A single addressable point provides control and status tracking of a Form “C” contact
- Low power latching relay design allows IDNet communications to supply both data and module power
- Relay is set to OFF on initial power up and upon loss of IDNet communications

#### Compact, sealed construction:

- Enclosed design minimizes dust infiltration
- Mounts in standard 4” (102 mm) square electrical box, optional adapter bracket is available to mount in a 4 11/16” (119 mm) square electrical box
- Screw terminals for wiring connections
- Visible LED flashes to indicate communications
- Optional covers are available to allow LED to be viewed after installation

#### UL listed to Standard 864

### Description

**IDNet Relay IAMs** allow fire alarm control panels to control a remotely located Form “C” contact using IDNet addressable communications for both data and module power. Typical applications would be for switching local power for control functions such as elevator capture, or control of HVAC components, pressurization fans, dampers, etc. Relay status is also communicated requiring only one device address.

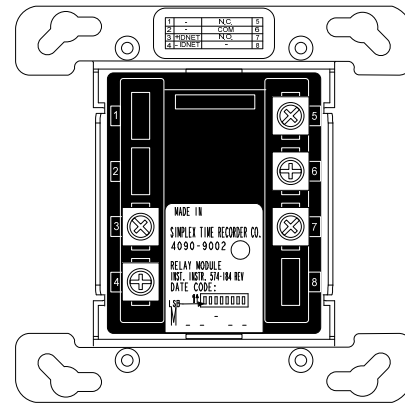
### Product Selection

Model	Description
4090-9002	Relay IAM

#### Optional Adapter and Trim Plates

Model	Description	
4090-9813	Adapter plate to fit 4 11/16” (119 mm) square electrical box	
4090-9801	For semi-flush mounted box	Trim Plate, galvanized steel, with LED viewing window; includes mounting screws
4090-9802	For surface mounted box	

\* This product has been approved by the California State Fire Marshal (CSFM) pursuant to Section 13144.1 of the California Health and Safety Code. See CSFM Listing 7300-0026:223 for allowable values and/or conditions concerning material presented in this document. Accepted for use – City of New York Department of Buildings – MEA35-93E. Additional listings may be applicable; contact your local Simplex product supplier for the latest status. Listings and approvals under Simplex Time Recorder Co. are the property of Tyco Fire Protection Products.

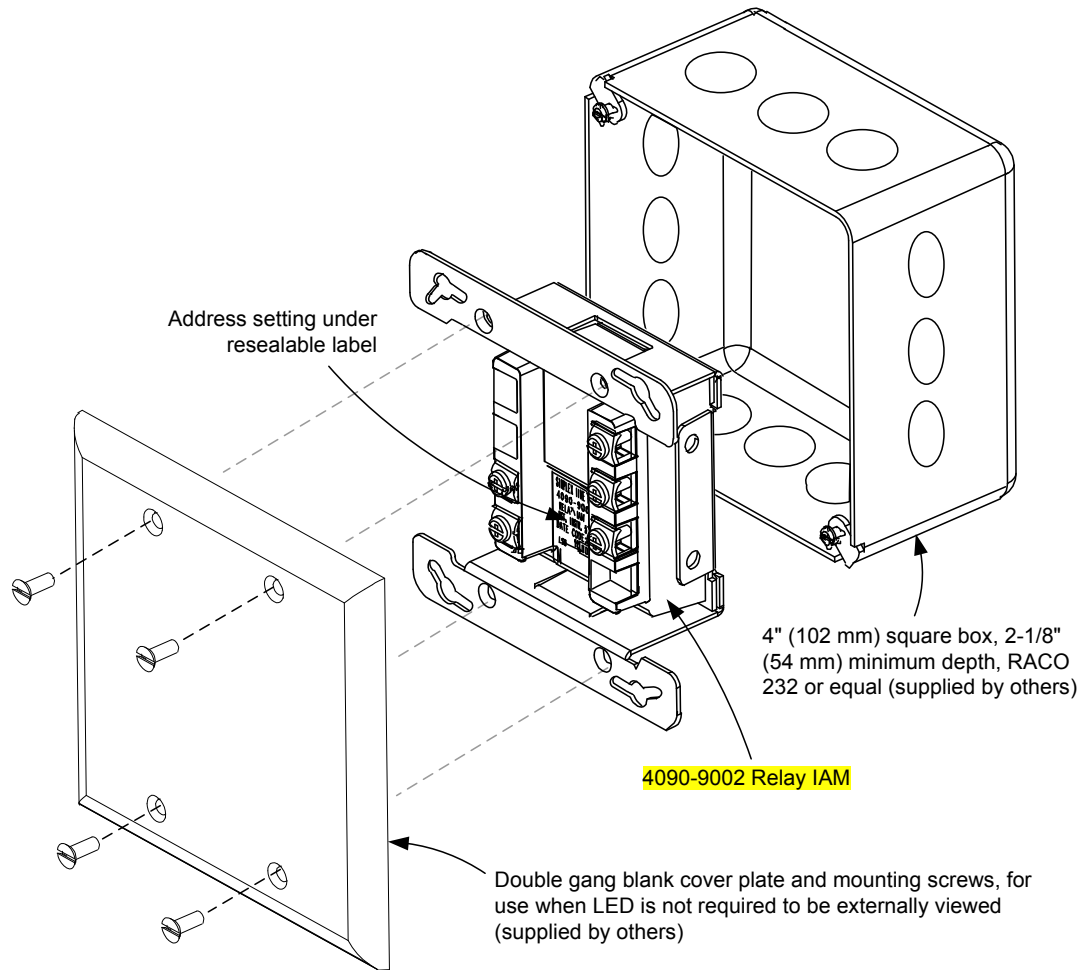


4090-9002 IDNet Relay IAM Package  
(shown approximately 1/2 size)

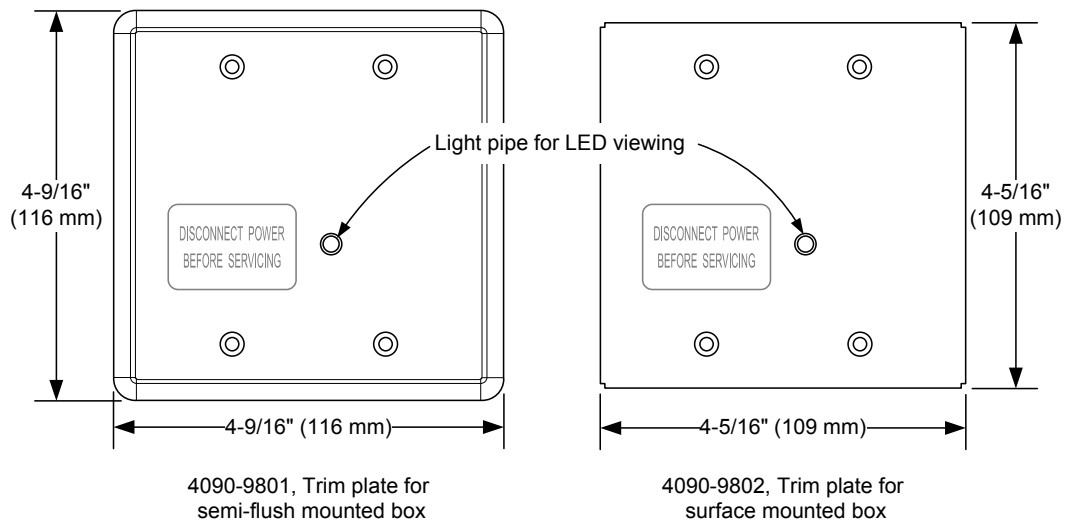
### Specifications

Communications	IDNet communications, 1 address per device	
Relay IAM Power	Supplied by IDNet communications	
<b>Contact Ratings*</b> (not rated for incandescent switching)		
Type	Form C, SPDT	
Power-Limited	2 A @ 24 VDC, resistive	from listed fire alarm supply
	1 A @ 24 VDC, inductive	
Nonpower-Limited	0.5 A @ 120 VAC, resistive	
* Provide circuit fusing and transient suppression as required per application. DC inductive loads can typically be diode suppressed; 120 VAC loads may require RC networks or varistors, depending on device type. Refer to the installation instructions for additional information.		
Wire Connections	Screw terminals for in/out wiring, 18 to 14 AWG wire (0.82 to 2.08 mm <sup>2</sup> )	
IDNet Communications Wiring Reference	Up to 2500 ft (762 m) from control panel	
	Up to 10,000 ft (3048 m) total wiring distance (including T-Taps)	
	Compatible with Simplex 2081-9044 Overvoltage Protectors	
Dimensions	4 1/8" H x 4 1/8" W x 1 3/8" D (105 mm x 105 mm x 35 mm)	
Housing Material	Black thermoplastic	
Mounting Plate	Sheet metal, galvanized	
Temperature Range	32° to 120° F (0° to 49° C), intended for indoor operation	
Humidity Range	Up to 93% RH at 100° F (38° C)	
Installation Instructions	574-184	

## Relay IAM Mounting Information



### Mounting Reference, Double Gang Blank Cover Plate



### Optional Trim Plates for Visible LED

TYCO, SIMPLEX, and the product names listed in this material are marks and/or registered marks. Unauthorized use is strictly prohibited.



Tyco Fire Protection Products • Westminister, MA • 01441-0001 • USA  
www.simplex-fire.com

S4090-0002-10 11/2014

© 2014 Tyco Fire Protection Products. All rights reserved. All specifications and other information shown were current as of document revision date and are subject to change without notice.

