

Features

Manual fire alarm stations for general purpose applications:

- Operation complies with ADA requirements
- Pull lever protrudes when alarmed
- Break-rod is supplied (use is optional)
- Screw terminals for wiring connections
- Tamper resistant reset key lock (keyed same as Simplex® fire alarm cabinets)

Operation types include:

- Single action
- Double Action, Breakglass or Push Type
- Institutional Model, key operated only
- Optional NO GRIP Single Action Retrofit Kits are available with a more easily operated pull lever for applications where anticipated users may find the standard station lever difficult to activate
- Optional Local Alarm cover
- Optional pre-signal and annunciator contacts

Multiple mounting options:

- Surface or semi-flush with standard boxes or matching Simplex boxes
- Flush mount adapter kit

UL listed to Standard 38

Operation

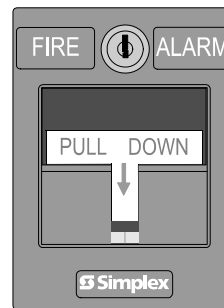
Activation of the Simplex single action manual stations requires a firm downward pull to activate the alarm switch. Completing the action breaks an internal plastic break-rod (visible below the pull lever, use is optional). The use of a break-rod can be a deterrent to vandalism without interfering with the minimum pull requirements needed for easy activation. The pull lever latches into the alarm position and remains extended out of the housing to provide a visible indication.

Double Action Stations (Breakglass) require the operator to strike the front mounted hammer to break the glass and expose the recessed pull lever. The pull lever then operates as a single action station.


Double Action Stations (Push Type) require that a spring loaded interference plate (marked PUSH) be pushed back to access the pull lever of the single action station.

Station reset requires the use of a key to reset the manual station lever and deactivate the alarm switch. (If the break-rod is used, it must be replaced.)


Station testing is performed by physical activation of the pull lever. Electrical testing can be also performed by unlocking the station housing to activate the alarm switch.



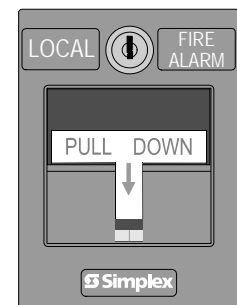
Single Action Station



Double Action Station (Push Type)



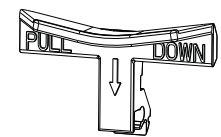
Double Action Station (Breakglass)



Local Fire Alarm Cover Option



Single Action Station with Institutional Cover



4099-9805 NO GRIP Retrofit kit

Operation (Continued)

Institutional Stations activate by key operation only allowing access for manual alarms to be initiated by authorized personnel. Operation requires key insertion and opening of the station cover.

Single Action Station NO GRIP Retrofit Kit 4099-9805. For applications such as California Building Code, Title 24, which requires “Controls and operating mechanisms shall be operable with one hand and shall not require tight grasping, pinching or twisting of the wrist” the model 4099-9805 Retrofit kit provides a more easily operated pull lever compared to standard stations.

* Refer to page 2 for models with MEA acceptance. These products have been approved by the California State Fire Marshal (CSFM) pursuant to Section 13144.1 of the California Health and Safety Code. See CSFM Listing 7150-0026:175 (Pull Boxes) and 7150-0026:0224 (NO GRIP Retrofit Kit) for allowable values and/or conditions concerning material presented in this document. It is subject to re-examination, revision, and possible cancellation. Additional listings may be applicable; contact your local Simplex product supplier for the latest status. Listings and approvals under Simplex Time Recorder Co. are the property of Tyco Fire Protection Products.

Operation (Continued)

Pre-Signal Option activates when the lever is pulled. General alarm initiation requires a key to activate a keyswitch located behind the pull lever.

Station Reset requires the use of a key to reset the manual station lever and deactivate the alarm switch. If the break-rod is used, it must be replaced.

Testing requires physical activation of the pull lever (except for institutional stations).

Application Reference

Refer to NFPA 72, the *National Fire Alarm and Signaling Code*, and all applicable local codes for complete requirements for manual stations.

Product Selection

Single Action Models (General Alarm)

Model	MEA	Pre-Signal	Annunciator Contacts, N.O.	Annunciator Contacts, N.C.	Local Alarm Cover	Institutional Cover	Mounting Notes
2099-9754	✓						1
2099-9101	✓		✓				2
2099-9102	✓			✓			
2099-9107		✓	✓				
2099-9755	✓				✓		1
2099-9762	✓					✓	1

Double Action Models (General Alarm)

Model	MEA	Break-Glass	Push	Pre-Signal	Annunciator Contacts N.O.	Annunciator Contacts N.C.	Mounting Notes
2099-9103	✓	✓					1
2099-9104	✓	✓			✓		2
2099-9105	✓	✓				✓	
2099-9108		✓		✓	✓		
2099-9756	✓		✓				1
2099-9757	✓		✓		✓		2
2099-9758	✓		✓			✓	
2099-9759			✓	✓	✓		

Accessories

Model	Description
4099-9805	Retrofit Kit for field conversion of a single action station to a NO GRIP station; (reference Instructions 579-1007)
2099-9803	Replacement breakglass (standard, English)
2099-9804	Replacement break-rod
2099-9819	Flush adapter kit, black (refer to page 4)
2099-9820	Flush adapter kit, beige (refer to page 4)
2099-9822	Replacement retaining clip for breakglass
2099-9828	Institutional cover kit
2975-9178	Red, surface mount box, sheet metal, 5-3/16" H x 4" W x 2-3/16" D (127 mm x 102 mm x 56 mm)
2975-9022	Red, cast aluminum surface mount box, 5" H x 3-7/8" W x 2-3/16" D (127 mm x 98 mm x 56 mm)

Notes:

- These models can be semi-flush mounted using a standard single gang 2-1/2" (64 mm) deep switch box. DO NOT RECESS BOX, mount box flush or with 1/16" (2 mm) maximum protrusion. These models can also be surface mounted on a Wiremold box model number V5744S, 4-5/8" H x 2-7/8" W x 2-1/4" D (117 mm x 73 mm x 57 mm).
- For surface mount, these models require 2975-9178 or 2099-9022 boxes. For semi-flush mount, these models require a 4" (102 mm) square box with a single gang cover plate (see diagram on page 3).

Additional Manual Station Reference

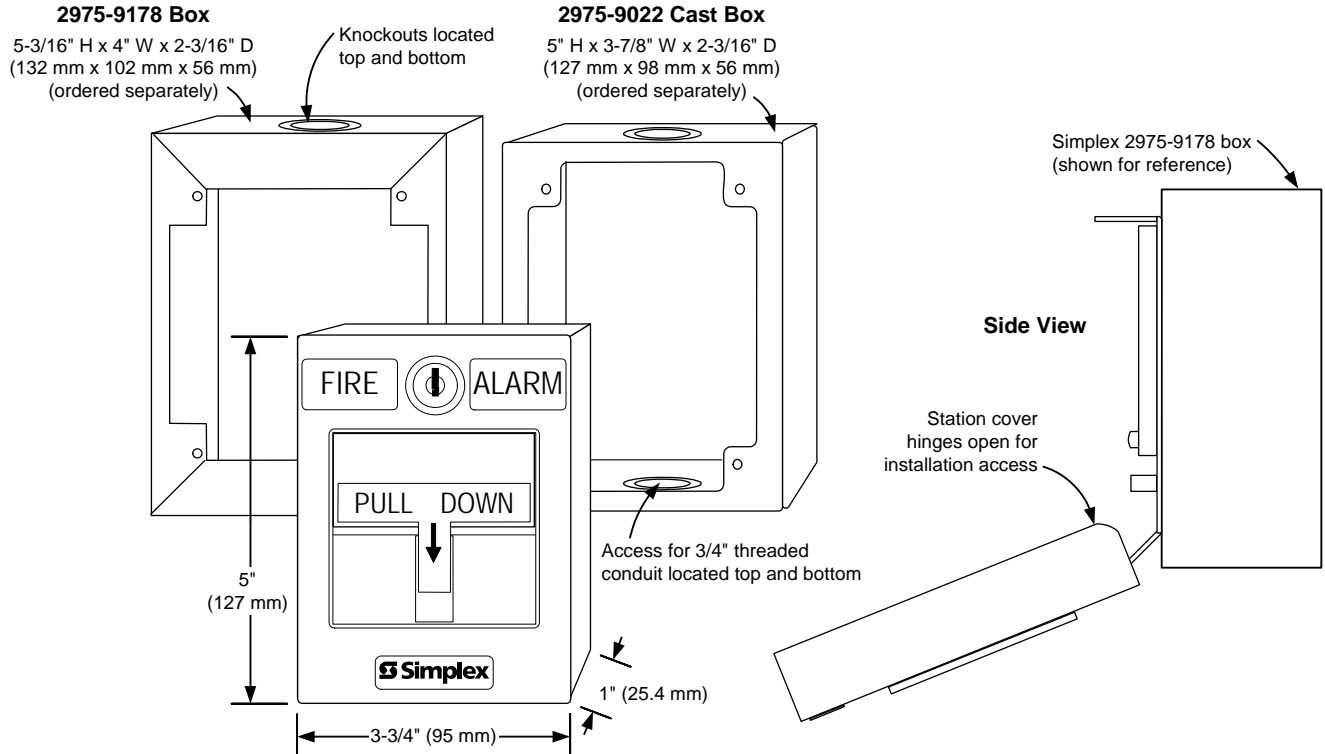
Non-Addressable Manual Stations	Data Sheet	Addressable Manual Stations	Data Sheet
Releasing Stations	S2099-0010	Standard Addressable	S4099-0001
Stations for hazardous locations (Ring-Pull)	S2099-0008	Addressable for Releasing	S4099-0002
Metal housing and explosion-proof/weather-proof stations (T-Handle)	S2099-0009	Wire Guard (addr./non-addr.)	S2099-0004

Application Reference (Continued)

The following summarizes the basic requirements.

- Stations shall be located in the normal path of exit and distributed in the protected area such that they are unobstructed and readily accessible.
- Mounting shall be with the operable part not less than 42 in (1.07 m) and not more than 48 in (1.22 m) above floor level.
- At least one station shall be provided on each floor. Additional stations shall be provided to obtain a travel distance not more than 200 ft (61 m) to the nearest station from any point in the building.
- When manual station coverage appears limited in any way, additional stations should be installed.

Surface Mounting Reference



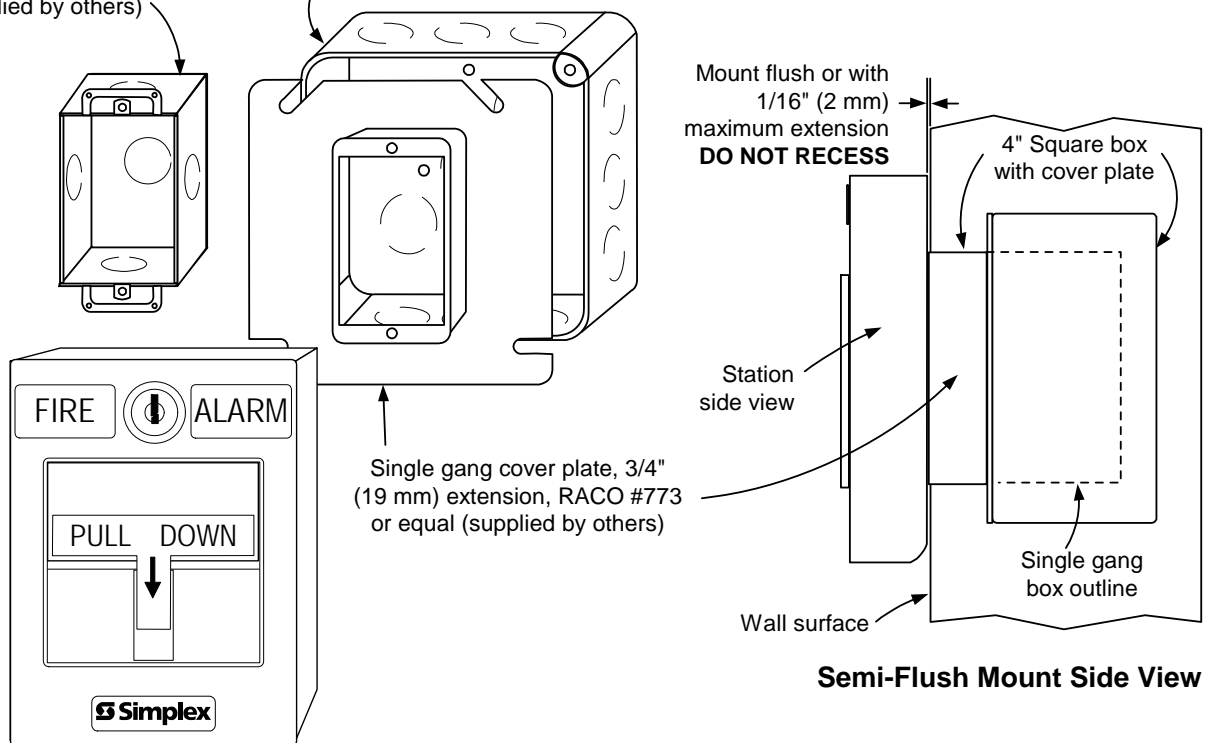
Semi-Flush Mounting Reference

Single Gang Box Mount

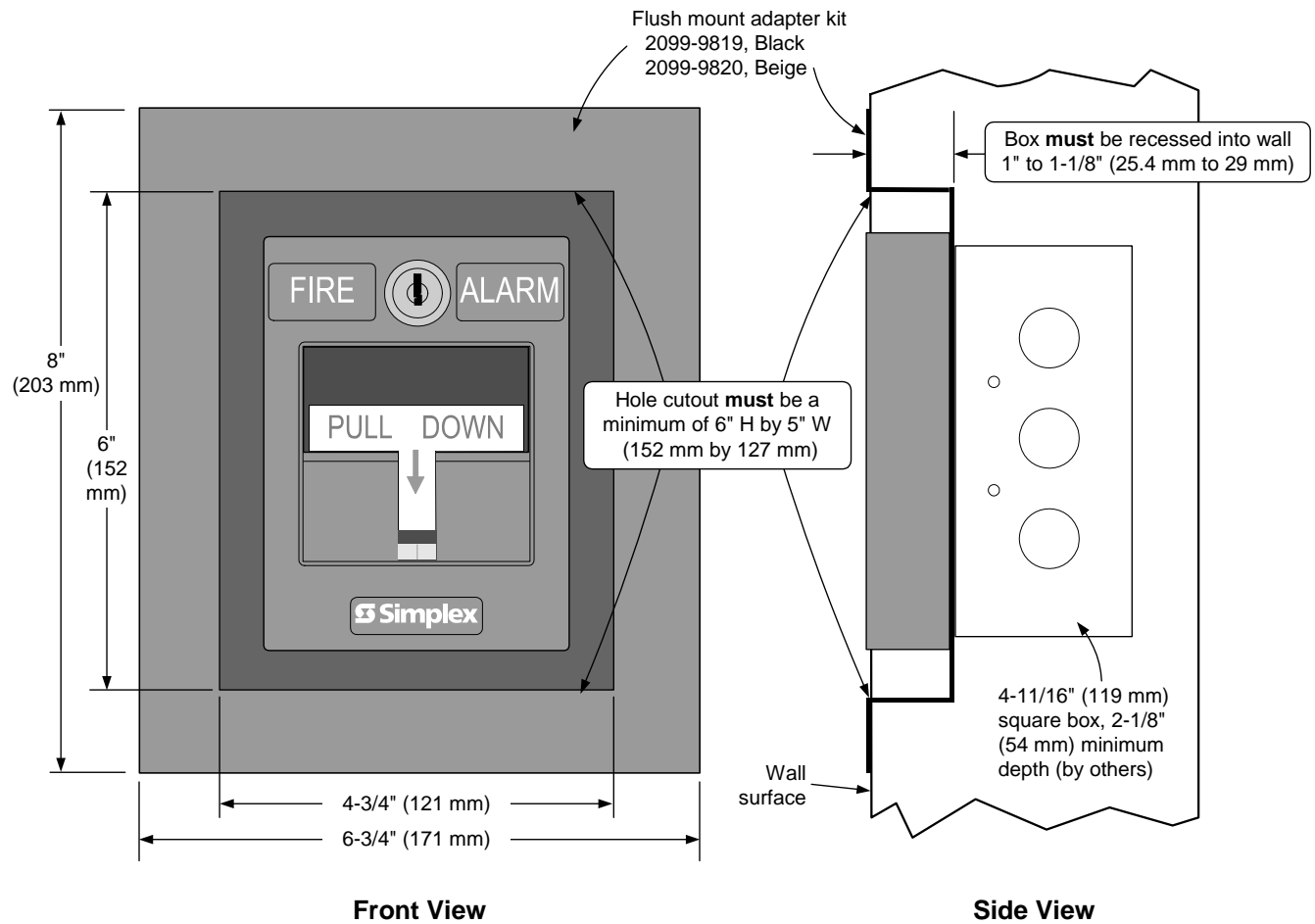
Single gang box, 2-1/2" deep (64 mm), RACO #500 or equal (supplied by others)

4" Square Box Mount

4" (102 mm) square box, 2-1/8" (54 mm) minimum depth, RACO #231 or equal (supplied by others)



Flush Mount Reference



Specifications

Wire Connections	Screw terminal for in/out wiring, for 18 to 14 AWG wire
UL Listed Temperature Range	32° to 120° F (0° to 49° C) intended for indoor operation
Humidity Range	Up to 93% RH at 100° F (38° F)
Housing Color	Red with white raised lettering
Material	Housing and pull lever are high impact polycarbonate
Pull Lever Color	White with red raised lettering
Housing Dimensions	5" H x 3-3/4" W x 1" D (127 mm x 95 mm x 25 mm)

TYCO, SIMPLEX, and the product names listed in this material are marks and/or registered marks. Unauthorized use is strictly prohibited. NFPA 72 and National Fire Alarm and Signaling Code are trademarks of the National Fire Protection Association (NFPA). Wiremold is a trademark of the Wiremold Company



Tyco Fire Protection Products • Westminister, MA • 01441-0001 • USA

S2099-0007-17 5/2012

www.simplexgrinnell.com

© 2012 Tyco Fire Protection Products. All rights reserved. All specifications and other information shown were current as of document revision date and are subject to change without notice.